Custom Built Tanks

Sanitation Systems

Plastic Fabrication

Standard Tanks

Level Indication

Chemicals

Pumps

PROUD MEMBER OF BRITISH MARINE LEADING THE INDUSTRY

MANUFACTURING EXCELLENCE AWARDS
Institution of MECHANICAL ENGINEERS
HIGHLY COMMENDED

TEK TANKS

CATALOGUE

ISSUE 4

About Tek-Tanks

We have over 20 years of experience in designing, manufacturing and supplying tanks for the leisure marine industry, boat builders and individuals.

Starting out as a manufacturer of plastic tanks for boats, Tek-Tanks introduced bespoke tanks to the marine industry in 1991 and in 2000 started supplying the specialist vehicle industry. As we have developed over the years, we have diversified and our range now includes custom built plastic, stainless steel and aluminium tanks.

With innovation and continuous improvement at the heart of the business performance, Tek-Tanks aims to create value by offering a differentiated product range at competitive price, supported by real customer service.

Our main responsibility is to enhance customer satisfaction by supplying products that have been designed and manufactured without compromise. At Tek-Tanks we recognise that customer loyalty does not come free. It takes high quality service and support as well as company-wide customer focus and commitment.

When you embark on a new tank project for your boat or vehicle you need to feel confident that you have chosen a company that has experience and capability to deliver your requirements within the agreed budget, on time and to your complete satisfaction. That's why we are always happy to discuss particular requirements with customers to ensure they get the help and support they need.

We can assist you with the following and so much more:

- Bespoke plastic, stainless steel and aluminium tanks
- Standard tanks
- House tanks
- Level indicators
- Pumps
- Sanitation systems for boats
- Chemicals

Testimonials

'I have to say what a pleasant experience it was dealing with Tek Tanks. I have searched the internet for a suitable water tank for my boat. Tek Tanks was the only company with such an extensive range of off the shelf tanks, one of which was ideal for my application and I have to say the price quoted was extremely competitive. The sales team and technical personnel were most helpful, very polite, informative, patient and friendly. Thanks once again to all the staff for such an efficient service.' **Bob Ambury**

'The tank that you supplied fitted exactly and I'm very pleased with the quality.' **Tony Mansbridge**

'Many many thanks for an excellent service from you and your colleagues! Tek Tanks are really nice people to deal with and supply an excellent product. It's very reassuring to know that companies such as this still exist in Great Britain and I wish you continued success. Five tanks which fitted my space perfectly, ordered, dispatched and received within 48 hours! This will allow us to be back on the water for planned used 25th.'

Martin Redden

'My new fuel tank was delivered safely yesterday and in perfect condition. I would like you to know that I am extremely pleased with the design and quality of the workmanship which has been put into this project. My expectations were greatly exceeded. Please convey my thanks to all concerned for a fantastic job well done. Thank you also for the nice gesture of a cutting board made from the same material as the tank which will be used onboard 'Philmar'. It is a pity that the tank will be hidden from view when fitted underneath the wheelhouse floor.'

Phil Martin

The Tek-Tanks Team

Contents

Custom Built Tanks 4
Lightweight Racing Tanks 5
Series A Standard Baffled Tanks 6
Series A Standard Rectangular and Shaped Tanks 7
Series C Standard Water and Waste Tanks 8
Series C Standard Fuel Tanks 9
Standard Range of Tank Fittings 10-11
Level Indicators- Non Invasive: Gobius 4 and 1, Ultrasonic 12
Level Indicators- Float Type for Water and Fuel Tanks 13
Waste Holding Tank Monitoring Solutions 14
Capacitive Level Indicators 15
Marine Toilets and Tank Kits 16
Series A Standard Vertical Waste Tanks 17
Marine Sanitation Layouts 18-19
Chemicals 20-21
Aquavalve and SeaSmart 22
Bait Tanks and Oxygen Infusors 23
Waste and Water Pumps 24-25
Water Storage Heaters and Accessories (Calorifiers for Boats) ... 26-27
Plastic Fabrication 28-29
Custom Made Battery Boxes and Fridge Liners 30
Custom Tank Design Guide 31-33
Loft Tanks 34
Notes 35

Custom Tanks

Plastic tanks are made from high strength, advanced polyethylene materials.

All panels and baffles of our plastic tanks are made from 10 mm thick High Density Polyethylene (HDPE).

These materials correspond to the following recommendations and guidelines for the production of consumer goods and the contact with the food:

- The guideline of the European Commission 2002/72/EG
- Code of Federal Regulations of the Food and Drug Administration / USA (FDA)
- The recommendation III “polyethylene” of the Federal Institute for Risk Assessment / Germany

Tek-Tanks plastic tanks are CE marked and comply with the following ISO Standards:

- EN ISO 21487:2006 “Small craft- Permanently installed petrol and diesel fuel tanks”
- EN ISO 8099:2000 “Toilet waste retention systems”

We can accommodate most shapes as long as each panel is flat or slightly curved. Twisted panels can be achieved as long as the twist is no more than about 15 degrees over the length of the tank.

Nearly all custom built tanks will have baffles unless the tank is very small, then it will have none. Internal baffles perform two important functions:

- they introduce immense rigidity to the design of the tank
- they limit the dynamic movement of contents, minimising the destructive pounding forces against the tank body.

The baffle spacing is based on the length of the tank. All Tek-Tanks custom built tanks have equal baffle spacing where possible. Tek-Tanks standard specification include baffles placed approximately every 300 mm. For example a tank 1200 mm long will have 3 baffles with four compartments 300 mm wide (baffle picture).

On larger tanks these are locked into position by means of an interlocking pin and ribs situated under the top panel. The design feature prevents the top of the tank from lifting when under pressure.

To ensure we design and manufacture a tank that meets your requirements, please provide us with as much information as possible. We would need a hand drawn sketch or CAD drawing showing the overall dimensions and a clear indication of where the fittings are going to go.

If the positions of the fittings are critical then they will have to be dimensioned from the edges of the tank. When positioning your fittings, just remember to bear in mind where the baffles will be.

Once you have established the positions, the sizes have to be decided. Each fitting needs to be checked against the tank design and the boat structure to avoid any problems later when the tank is fitted. Please make sure you can get the finished tank into the boat through doorways or hatches. Making a plywood/cardboard mock-up is always a good idea.

An inspection hatch in the top of the tank can be useful for cleaning and seasonal inspection. Please check our Fittings Guide for hatch choices and all other tank fittings. This can be found at www.tek-tanks/downloads/

Full details of our 5 year warranty can be found on our website.

Lightweight Racing Tanks

If you are looking for a lightweight tank that is lighter than aluminium, then you have found it.

Suitable for diesel fuel, water and waste, Tek-Tanks Racing Tanks can be made into our usual shapes but will be limited to a maximum volume of 160 litres.

These tanks are machined from 12.5 mm thick High Density Polyethylene which has been co-extruded in two colours. Fuel tanks are yellow and black, water tanks are white and blue and waste tanks are green and beige.

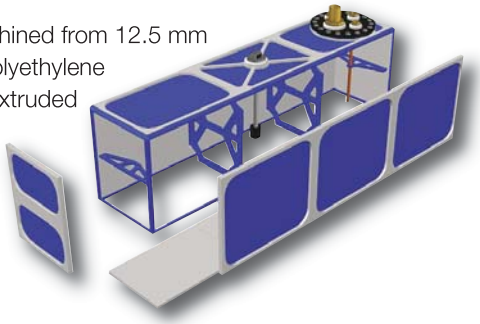

Other colour combinations available on request.

Each panel on the tank is individually machined on a CNC router leaving individual pockets 8 mm deep. The baffles are also machined with lightening holes and are also pocketed.

The hatch plates are machined with nut recesses to allow for half nuts rather than full nuts. Bolts can be drilled giving a further weight saving as an optional extra.

All the Tek-Tanks Custom Built Tanks and Lightweight Racing Tanks are pressure tested to 4 psi and come with a 5 year warranty*. Fuel tanks are CE marked, water tanks are taste free and waste tanks meet the ISO 8099 Standard.

*Terms and conditions apply.

Custom Built Tanks Ordering Process

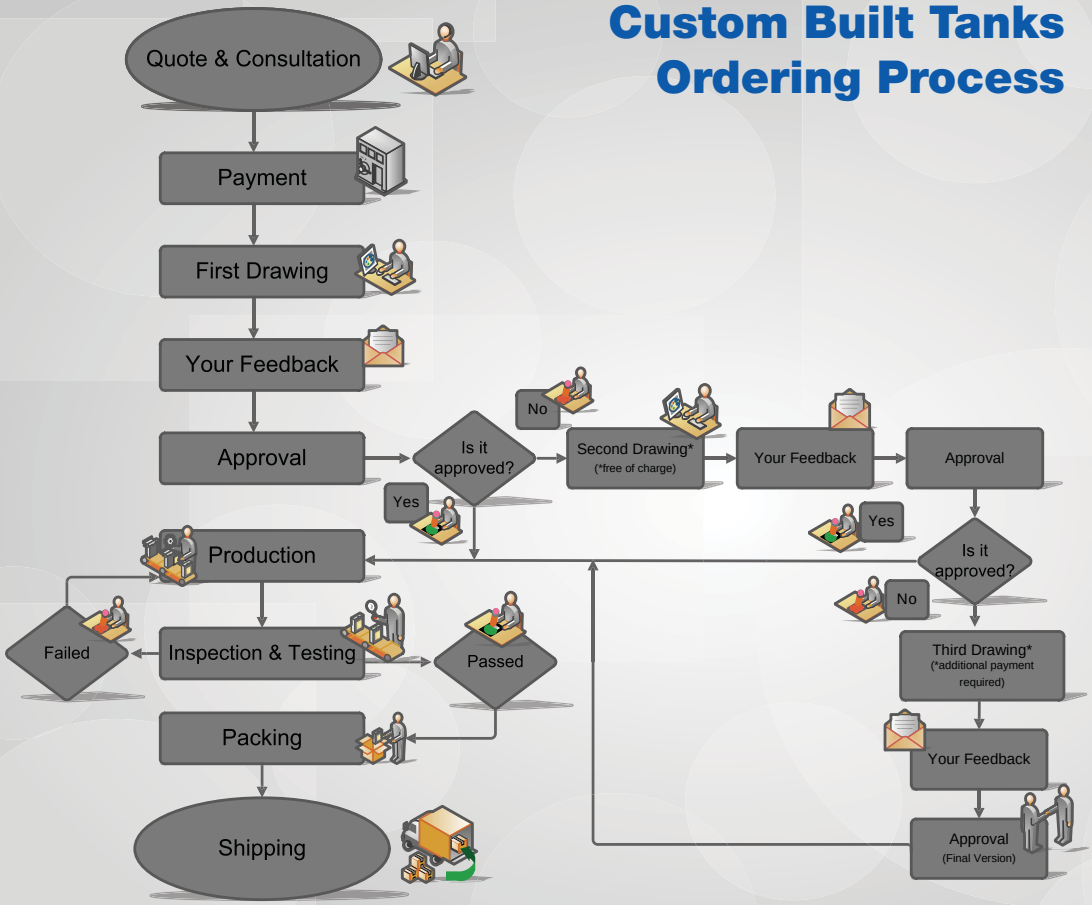

Series A Baffled Tanks

An excellent selection of baffled tanks designed for the safe transportation of water to jobs in vans and cars, also suitable for a wide variety of storage solutions including rainwater harvesting and agricultural use.

Constructed from a seamless rotationally moulded MDPE (Medium Density Polyethylene), which is semi-translucent, so the water level is easily visible through the tank.
These tanks come complete with either ¾" (only 250 litre models) or 1" outlet at the bottom for connection to a tap or hose and an 8" vented cap. Other fittings can be supplied upon request (available separately).

Please visit our website for a complete list of fittings available (www.tek-tanks.com/downloads/).

Capacity (litres)	Product Code	Lay Flat Dimensions (mm)		
		L	W	H
250	**250LITRELF**	1100	830	330
350	**350LITRELF**	990	750	520
400	**400LITRELF**	1250	1010	360
500	**500LITRELF**	1000	920	620
650	**650LITRELF**	1250	1010	580
1000	**1000LITRELF**	1590	1240	590

Capacity (litres)	Product Code	Upright Dimensions (mm)		
		L	W	H
250	**250LITREUP**	1100	330	830
350	**350LITREUP**	990	520	750
400	**400LITREUP**	1250	360	1010
500	**500LITREUP**	1000	620	920
650	**650LITREUP**	1250	580	1010
1000	**1000LITREUP**	1590	590	1240

Blank Range



Multipurpose tanks ideal for transporting water and other liquids e.g. diesel, kerosene.
Manufactured from semi-translucent, UV resistant, durable MDPE (Medium Density Polyethylene).
The volumes range from 150 to 1250 litres.

These tanks come blank* and are available in the following sizes

Capacity (litres)	Product Code	Dimensions (mm)		
		L	W	H
150	**150LITREBLANK**	900	750	270
190	**190LITREBLANK**	1100	785	300
250	**250LITREBLANK**	1100	330	830
270	**152-89-25**	1520	890	250
350	**350LITREBLANK**	990	750	520
380	**212-89-25**	2120	890	250
400	**400LITREBLANK**	1250	360	1010
500	**500LITREBLANK**	1000	920	620
650	**650LITREBLANK**	1250	575	1010
800	**800LITREBLANK**	1250	1100	700
1000	**1000LITREBLANK**	1590	1240	590
1250	**1250LITREBLANK**	1950	1250	620

As with other Tek-Tanks tanks a comprehensive range of different diameter fittings available to order.
Please visit our website for a complete list of fittings (www.tek-tanks.com/downloads/).

TEK TANKS 5 Year Warranty

Full details of our 5 year warranty can be found on our website.

TEK TANKS Telephone +44(0) 1420 525478

Series A Rectangular and Shaped

A wide range of rotationally moulded tanks suitable for water, waste and diesel fuel. These tanks are moulded in virgin grade Linear MDPE (Medium Density Polyethylene) resin, which is natural in colour. The resin has a long term UV package and is suitable for use in or out of direct sunlight.

These tanks have been moulded to our specification, with a wall thickness of 10 mm (otherwise stated). This extra thickness will combat any odour problems sometimes associated with cheaper thinner walled tanks when used in waste holding tank applications.

The tanks are moulded without the fittings. This allows you to turn the tank how you would like it, decide the size of your fittings and where the fittings need to go.* Tek-Tanks fittings whether straights or elbows are screwed onto BSP threaded male adaptors, which are permanently welded to the tank. All adaptors stand 24 mm off the tank face when the fittings are removed. All elbows are multi directional, once the tank is installed they can be swivelled in the right direction and the

*Please visit our website for the comprehensive range of fittings and drawings available: www.tek-tanks.com/downloads/

Do not hesitate to contact us for a quotation. Let us price up your tank individually. All we require is a basic drawing showing the orientation of the tank and any fittings, hatches and senders if required.

Tek-Tanks Series A rectangular and shaped tanks will meet the CE certification standards once fitted with Tek-Tanks fittings. Technical drawings for these tanks can be downloaded from our website: tek-tanks.com/downloads/

Rectangular tanks are available in the following sizes:

Capacity (litres)	Product Code	Dimensions (mm)		
		L	W	H
9.6	**20-15-42**	200	150	420
18	**44-26-18**	440	260	180
25	**37-27-35**	370	270	350
32	**60-24-24**	600	240	240
35	**50-30-25**	500	300	250
51	**60-40-25**	600	400	250
55	**40-40-40**	400	400	400
58	**83-35-24**	830	350	240
76	**60-38-38**	600	380	380
94	**85-40-32**	850	400	320
106	**76-51-31**	760	510	310
122	**83-71-24**	830	710	240
125	**85-40-42**	850	400	420
125	**110-29-46**	1100	290	460
134	**113-34-43**	1130	340	430
192	**127-41-41**	1270	410	410
193	**102-41-51**	1020	410	510
193	**175-50-25**	1750	500	250
277	**175-50-35**	1750	500	350
340	**150-61-41**	1525	610	410

Shaped tanks are available in the following sizes:

Capacity (litres)	Product Code	Dimensions (mm)		
		L	W	H
146	**TANK0026**	1224	337	408
164	**TANK0001**	875	800	380
167	**TANK0025**	1120	515	370
192	**TANK0004**	900	460	530
232	**TANK0081**	1680	620	270
243	**TANK0080**	810	810	390
269	**TANK0054**	930	850	410
291	**TANK0053**	1700	700	350
452	**127-76-75**	1267	755	745

Series C Water Tanks

Original Range

Made in Italy from taste-free and odourless High Density Polyethylene (HDPE). These tanks are white in colour and come complete with a screw down inspection plate, 38mm (1½") vented filler cap for filling and 13mm (½") hosetail with pickup pipe for water suction. The relevant level indicator can also be fitted (eg Wema, page 19).

Capacity (litres)	Product Code	Dimensions (mm)		
		L	W	H
33	**TT-2058**	500	350	230
42	**TT-2061**	500	350	300
43	**TT-2059**	650	350	230
53	**TT-2060**	800	350	230
55	**TT-2062**	650	350	300
70	**TT-2063**	800	350	300
70	**TT-5007**	660	300	410
70	**TT-5008**	660	410	300
100	**TT-5009**	910	300	410
100	**TT-5010**	910	410	300

Modular Range

These green rigid water tanks are ideally suited to applications that require a budget tank. The fittings on these tanks are available separately and are designed so as they can be fitted by the user. The hatch plate is sealed with a foam rubber gasket which will not take a huge amount of pressure. Tek-Tanks can however supply an upgrade which is attached using 10 screws and comes with a solid rubber gasket and welded fittings (pages 8-9). This combination will allow a greater internal pressure due to a high fill point.

Capacity (litres)	Product Code	Dimensions (mm)		
		L	W	H
32	**TT-5012**	450	390	200
39	**TT-5014**	550	390	200
45	**TT-5016**	650	390	200
47	**TT-5011**	450	390	290
52	**TT-5018**	750	390	200
57	**TT-5013**	550	390	290
60	**TT-5020**	850	390	200
65	**TT-5022**	950	390	200
67	**TT-5015**	650	390	290
71	**TT-5023**	1050	390	200
77	**TT-5017**	750	390	290
87	**TT-5019**	850	390	290
97	**TT-5021**	950	390	290
107	**TT-5024**	1050	390	290

Series C Waste Tanks

An excellent range of sensibly priced, rigid waste holding tanks. Moulded in Italy with a thicker wall than the equivalent green water tanks to combat odour problems. Easy cleaned through the inspection hatch. These tanks are CE approved and comply with the ISO 8099 standard.

Available in 14 different sizes.

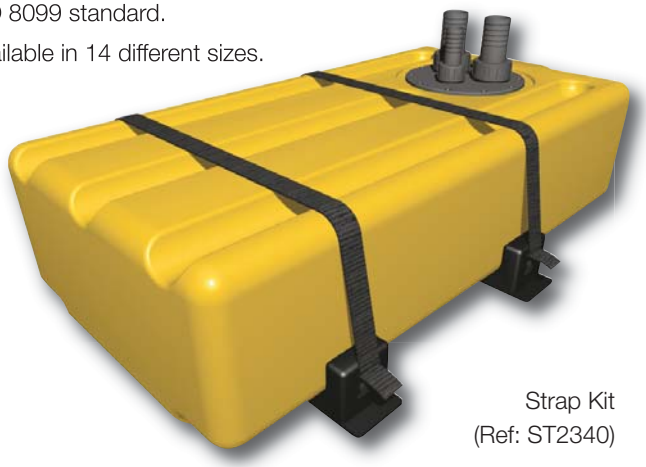

Strap Kit (Ref: ST2340)

Capacity (litres)	Product Code	Dimensions (mm)		
		L	W	H
28	**TT-4300**	450	390	200
35	**TT-4301**	550	390	200
41	**TT-4302**	650	390	200
43	**TT-4307**	450	390	290
48	**TT-4303**	750	390	200
53	**TT-4308**	550	390	290
54	**TT-4304**	850	390	200
61	**TT-4305**	950	390	200
63	**TT-4309**	650	390	290
67	**TT-4306**	1050	390	200
73	**TT-4310**	750	390	200
83	**TT-4311**	850	390	290
93	**TT-4312**	950	390	290
103	**TT-4313**	1050	390	290

Waste Tank Connection Kits*

Option 1: 1 x 1" Straight + 2 x 1½" Straight Hosetails
Option 2: 1 x 1" Elbow + 2 x 1½" Elbow Hosetails
Option 3: 1 x 1" Elbow + 1 x 1½" Elbow + 1 x 1½" Straight Hosetail
Option 4: 1 x 1" Straight + 1 x 1½" Elbow + 1½" Straight Hosetail
Option 5: 1 x 1" Straight + 2 x 1½" Elbow Hosetails
Option 6: 1 x 1" Elbow + 2 x 1½" Straight Hosetails

*** Connection kit should be ordered separately for each tank.**

Series C Fuel Tanks



CE marked fuel tanks, suitable for petrol and diesel, made in Italy from High Density Polyethylene (HDPE). These tanks are red in colour and come complete with standard nylon inspection hatch with all connections required for functioning of fuel tanks:

- 38mm (1½") vented filler cap
- 8mm (5/16") hosetail with pickup pipe for fuel feed
- 13mm (½") vent

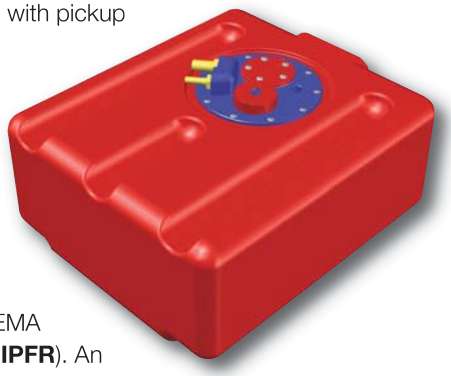

The inspection plate is ready to take a fuel level indicator (up to 400mm), for example WEMA S3 range with FL-2 fitting flange for use with WEMA analogue gauge (Ref: **IPFR**). An additional diesel return (up to 13mm) may also be fitted.

If you are filling your tank from the deck, you will need to purchase our Inlet Connector Kit (Ref: **TT-5521**) with one threaded straight fitting and one 90° elbow threaded filler tube ø 38-50-60mm and gaskets.

The overall diameter of the inspection plate: 175mm

The height of the inspection plate (incl. inlet connector kit): 90mm.

The strap kit is ideal for holding these tanks in position (Ref: **ST2340**).



Original Range

Capacity (litres)	Product Code	Dimensions (mm)		
		L	W	H
33	**TT-5637**	500	350	230
40	**TT-5640**	500	400	280
42	**TT-5634**	500	350	300
43	**TT-5638**	650	350	230
50	**TT-5641**	650	400	280
53	**TT-5639**	800	350	230
55	**TT-5635**	650	350	300
62	**TT-5643**	660	300	410
62	**TT-5645**	660	410	300
65	**TT-5642**	800	400	280
70	**TT-5636**	800	350	300
70	**TT-5647**	800	400	280
84	**TT-5648**	950	400	280
91	**TT-5644**	910	300	410
91	**TT-5646**	910	410	300
96	**TT-5649**	1100	400	280
102	**TT-5650**	800	400	400
120	**TT-5651**	950	400	400
140	**TT-5652**	1100	400	400

Modular Range

Capacity (litres)	Product Code	Dimensions (mm)		
		L	W	H
28	**TT-5653**	450	390	200
35	**TT-5654**	550	390	200
41	**TT-5655**	650	390	200
43	**TT-5660**	450	390	290
48	**TT-5656**	750	390	200
53	**TT-5661**	550	390	290
54	**TT-5657**	850	390	200
61	**TT-5658**	950	390	200
63	**TT-5662**	650	390	290
67	**TT-5659**	1050	390	200
73	**TT-5663**	750	390	290
83	**TT-5664**	850	390	290
93	**TT-5665**	950	390	290
103	**TT-5666**	1050	390	290

Standard Tank Fittings

Standard Tank Fittings, that can be used with either our custom built or Standard Series A Tanks.
Full range of fittings can be downloaded from our website.

Straight Plastic Hosetail Assemblies

For use with Water, Waste and Grey Water Tanks. These fittings can be situated on any tank face.
If required, Plastic Dip-Pipes can be fitted for feed applications.

Product Code	Dimensions			Application
	Metric	Imperial	Height	
S13P	13mm	1/2"	64mm	Water, Grey Water
S16P	16mm	5/8"	64mm	Water, Grey Water
S20P	20mm	3/4"	68mm	Water, Grey Water
S25P	25mm	1"	74mm	Water, Grey Water, Waste
S38P	38mm	1 1/2"	92mm	Water, Grey Water, Waste
S50P	50mm	2"	100mm	Water, Grey Water, Waste

Elbow Plastic Hosetail Assemblies

For use with Water, Waste and Grey Water Tanks. These fittings can be situated on any tank face. If required, Plastic Dip-Pipes can be fitted for feed applications. These can be rotated in any direction once fitted.

Product Code	Dimensions			Application
	Metric	Imperial	Height	
E13P	13mm	1/2"	60mm	Water, Grey Water
E16P	16mm	5/8"	62mm	Water, Grey Water
E19P	19mm	3/4"	70mm	Water, Grey Water
E25P	25mm	1"	74mm	Water, Grey Water, Waste
E38P	38mm	1 1/2"	108mm	Water, Grey Water, Waste
E38PR	38mm	1 1/2"	85mm	Water, Grey Water, Waste
E50P	50mm	2"	110mm	Water, Grey Water, Waste

Straight Brass Hosetail Assemblies

For use with Fuel and Water Tanks. These fittings can be situated on any tank face, but in order to comply with ISO10088 regulations, and our CE marking standard, they can only be fitted to the top tank face. Copper Dip-Pipes can be added for feed applications.

Product Code	Dimensions			Application
	Metric	Imperial	Height	
S06B	06mm	1/4"	49mm	Fuel
S08B	08mm	5/16"	47mm	Fuel
S10B	10mm	3/8"	56mm	Fuel
S13B	13mm	1/2"	50mm	Fuel, Water
S16B	16mm	5/8"	51mm	Fuel, Water
S19B	19mm	3/4"	56mm	Fuel, Water
S25B	25mm	1"	60mm	Fuel, Water
S32B	32mm	1 1/4"	65mm	Fuel, Water
S38B	38mm	1 1/2"	70mm	Fuel, Water
S50B	50mm	2"	72mm	Fuel, Water

Fixed Elbow Brass Hosetail Assemblies

For use with Fuel and Water Tanks. These fittings can be situated on any tank face. If required, Plastic Dip-Pipes can be fitted for feed applications.
Once fitted, these Elbow Hosetails cannot be rotated. Directions should be agreed with Tek-Tanks before fitting.



Product Code	Dimensions			Application
	Metric	Imperial	Height	
FE06B	06mm	1/4"	49mm	Fuel
FE08B	08mm	5/16"	47mm	Fuel
FE10B	10mm	3/8"	56mm	Fuel
FE13B	13mm	1/2"	50mm	Fuel, Water
FE16B	16mm	5/8"	51mm	Fuel, Water
FE19B	19mm	3/4"	56mm	Fuel, Water
FE25B	25mm	1"	60mm	Fuel, Water
FE38B	38mm	1 1/2"	70mm	Fuel, Water
FE50B	50mm	2"	72mm	Fuel, Water

Elbow Brass Hosetail Assemblies

For use with Fuel and Water Tanks. These fittings can be situated on any tank face, but in order to comply with ISO10088 regulations, and our CE marking standard, they can only be fitted to the top tank face. Copper Dip-Pipes can be added for feed applications.



Product Code	Dimensions			Application
	Metric	Imperial	Height	
E06B	06mm	1/4”	49mm	Fuel
E08B	08mm	5/16”	47mm	Fuel
E10B	10mm	3/8”	56mm	Fuel
E13B	13mm	1/2”	50mm	Fuel, Water
E16B	16mm	5/8”	51mm	Fuel, Water
E19B	19mm	3/4”	56mm	Fuel, Water
E25B	25mm	1”	60mm	Fuel, Water
E38B	38mm	1 1/2”	77mm	Fuel, Water
E50B	50mm	2”	93mm	Fuel, Water

Dip-Pipes

A range of Copper and Plastic Dip-Pipes for use with Fuel, Water and Waste applications. Typically, 16mm Plastic is recommended for Water Feed applications, 50mm Plastic for Waste applications, and 10mm Copper for Fuel applications. Other sizes are available on request.



Product Code	Dimensions			Application
	Metric	Imperial	Length	
PDP1-16	16mm	5/8”	0-300mm	Water
PDP2-16	16mm	5/8”	301-600mm	Water
PDP3-16	16mm	5/8”	601-900mm	Water
PDP4-16	16mm	5/8”	901-1200mm	Water
PDP1-50	50mm	2”	0-300mm	Waste
PDP2-50	50mm	2”	301-600mm	Waste
PDP3-50	50mm	2”	601-900mm	Waste
PDP4-50	50mm	2”	901-1200mm	Waste
CDP1-10	10mm	3/8”	0-300mm	Fuel
CDP2-10	10mm	3/8”	301-600mm	Fuel
CDP3-10	10mm	3/8”	601-900mm	Fuel
CDP4-10	10mm	3/8”	901-1200mm	Fuel

Hatches

An excellent range of Inspection Hatches suitable for Fuel,Water and Waste. Typically, all hatches should be fitted only on the top tank face, but Tek-Tanks own 200mm hatches can be fitted on any tank face.



Product Code	Dimensions			Application
	Metric	Imperial	Height	
200HATCHW	200mm	8”	25mm	Water, Waste
200HATCHD	200mm	8”	25mm	Diesel
270HATCHW	270mm	10”	25mm	Water, Waste
270HATCHD	270mm	10”	25mm	Fuel
200HATCHLP	200mm	8”	13mm	Fuel
TCL4CLEAR	235mm	9”	32mm	Water, Waste
TCL4BLACK	235mm	9”	32mm	Water, Waste
FLB	150mm	6”	25mm	Fuel, Water, Waste

Filler Caps

A range of Filler Caps for fuel applications, with integral vents (excluding **90MMCAP**).



Product Code	Dimensions			Application
	Metric	Imperial	Height	
38MMCAP	38mm	1 1/2”	40mm	Fuel
90MMCAP	90mm	3 1/2”	48mm	Fuel
90MMCAPV	90mm	3 1/2”	48mm	Fuel

Blanking Caps

A range of Caps suitable for blanking our Male BSP Sockets.
Useful for forward thinking where additional fittings may be required, for example: a Pump-Out fitting to be connected to a Deck Pump-Out.

Product Code	Dimensions			Application
	Metric	Imperial	Height	
C19P	19mm	3/4”	28mm	Water
C25P	25mm	1”	30mm	Water, Waste
C38P	38mm	1 1/2”	35mm	Water, Waste
C50P	50mm	2”	55mm	Water, Waste

Level Indicators

Gobius 4

Tank monitoring system for fuel, water and waste holding tanks.

The first level indicator in the world that measures the contents of tanks in plastic, stainless steel, mid steel and aluminium from the OUTSIDE. Since it measures from the outside cleaning the tank or drilling holes is unnecessary.
The system works on a “knock and listen” technology and is ideal for retro fitting to fuel, water and waste tanks that are already in use.

Every sensor that is placed onto the tank wall consists of a shaker and accelerometer. When the shaker creates a vibration in the tank wall, the accelerometer measures the size of the vibration and passes it on to the control unit.
The control unit then calculates if the fluid level has passed the particular sensor or not. The wall mountable display provides easy to read, distinctive LED illumination that indicate up to four levels (in quarters) of tank contents.

Gobius is constructed to minimise the electricity consumption (less than 40 mA). It sends power to its sensors in pulses instead of a continuous stream, thus saving the craft’s battery.

The Gobius 4 is suitable for the following tanks:

- Stainless Steel, 1-3 mm
- Steel, 1-3 mm
- Aluminium, 2-5 mm
- Plastic, 2-10 mm
- GRP, 4-8 mm

Product Description	Product Code
Gobius 4 for water and fuel tanks	**970497**
Gobius 4 for waste tanks	**970442**

Gobius 1

Level alarm for waste holding tanks.

This new product (Ref: **970022**) knows when your waste tank is becoming full and avoids overfilling it. Measures from the outside of the tank. Quick and simple to install. The sensor is attached onto the tank wall (no holes to drill) and then connected to the display (cables included). After the quick calibration process, the display indicates the waste level in the tank. Gobius 1 can be upgraded to a 4 level measuring version. Two additional sensors can be attached at the ¼ and ½ levels.

Ultrasonic Level Indicator

A single measuring device that can be used in virtually any tank. The Ultrasonic Sensor is a revolutionary breakthrough in measuring levels. Can be used in any tank between 200 and 2000 mm in depth. Works by using ultrasonic waves to measure the fluid level rather than relying on senders either sat in the fuel, on top of the fuel or installed at different heights through the side of the tank.

Resistant to Petrol, Diesel, Water and Waste. Can be used with both: metal and plastic tanks.

Extremely low profile-only 20 mm high once mounted. If calibration required, please provide the following: output (US/European), tanks dimensions, wall thickness of tank, tank shape.

Product Description	Product Code
Non calibrated Sensor	**BEPTSNONCAL**
Calibrated (Shaped tanks)	**BEPTSCAL**
Calibrated (Rectangular tanks)	**BEPTSCALB**

Float Type Fuel and Water Level Indicators

Supplied to suit the depth of the tank. The length of the level indicator should be a minimum of 50 mm less than the tank depth.

If ordered with one of our tanks, then we will fit it free of charge and test for leaks.

Wema Water and Fuel Level Indicators

Made of 316 Type Stainless Steel, the S3 Series for fuel and water Level Indicators comprise of a shaft and housing. Inside the sealed shaft are 10 miniature reed switches which are activated by a magnet contained within the float.

The system is simple with no mechanical moving parts to wear.

These units have proven to be extremely reliable and are fitted as original equipment by most major UK boat builders i.e. Fairline, Princess.

Fitting is as easy as screwing in the sender and joining two wires to the gauge. Fitting thread: 1¼ ” BSP with two O rings.

Stock held:
20-60 cm in 5 cm increments Ref: **S3**
(measured from the top of the thread to the bottom of the level indicator)
European specification (0-180 Ω), fully compatible with our Wema Analogue Gauges.
Voltage: 12/24 Volts DC

Fitting flanges (supplied separately):
Ref: **FL-2** (for VDO replacement)
Ref: **FL-3** (for new tanks)

Options available as a special order:
- Lengths between 0.65 m and 1.9 m
- US specification (240-30 Ω)

Wema Analogue Gauges

Wema provides Analogue Gauges, combining digital microprocessor accuracy to traditional needles, enabling the instrument ultimate accuracy with high stable needle movement.

Basic features:
- depth: 60 mm
- voltage: 12/24 Volts DC
- supplied with 0.7 m cable

These gauges have an overall diameter of ø 62 mm and fit a cut-out of 52 mm

Fuel Gauge Ref: **IPFR**
Water Gauge Ref: **IPWR**

Dual panels to monitor two tanks also available.
Water-Water Ref: **P2-WW**
Fuel-Fuel Ref: **P2-FF**

Mechanical Fuel Level Indicators

Spiral gauge mounted vertically from the top of the tank so as the fuel level changes, the float follows that change and uses a magnetic coupling to transfer that motion from the float to the level indicator dial. The gauge is completely sealed, so there is no risk of the tank contents leaking through the gauge header. Designed to be fitted onto the top surface of a tank with an 1 ½ ” BSP thread.

Construction
Header: 30% glass filled Nylon 66
Guide Rail: Anodised 6005-T5 Aluminium
Spiral: Brass / 316 Stainless Steel
Dial Capsule: Polycarbonate
Operating temperature: -15°C to 66°C



Stock held
20-60 cm (measured from the top of the thread to the bottom of the level indicator) in 5 cm increments, ref: **G/LL63**

Fitting flange
Diameter: 86mm
Height: 18mm
Supplied with 8 off stainless steel M5 x 20 button head screws and gasket.
Ref: **FOZFLANGE**

Waste Holding Tank Monitoring Solutions

SHS Range

Made of 316 Type Stainless Steel this unit incorporates a pierced cage that prevents solids coming in contact with the float inside. The cage is easily removed for cleaning purposes.

SHS Set comes complete with a stainless steel flange (Ref: **SHS-F)** and analogue gauge (Ref: **HTG-G**).

Mounts via 6 screws on a 2 ¾ " bolt circle. Supplied to suit the depth of the tank. Bottom of the sender should not be deeper than ¼ depth point of the tank.

Voltage: 12/24 Volts DC

Stock held:
21, 31, 41 cm Ref: **SHS**

Tankminder Waste Tank Level Indicator

Robustly made from stainless steel, compact, 20 cm long tank level indicator. This sender works on the simple principle of twin magnets in the float activating two thresholds on a PCB board securely housed and doubly insulated inside the stainless steel tube. Designed to be fitted into the top surface of a tank with an 1 ¼" BSP thread.

The sender simply screws into the threaded fitting allowing for a quick and easy removal for inspecting and cleaning.

If you want to connect it to a single light panel, you can bring the signal on at approximately 9 or 16 cm from the top of the tank.

Alternatively you can use it with 3-LED gauge (Ref: I-SS). The I-SS gauge has three coloured LEDs. Green shows the tank has plenty of capacity. The yellow light will then come on indicating the level is 16 cm from the top. Finally the red light will show indicating that the tank is full and will require emptying.

Supplied with fitting nylon flange with nitrile gasket (Ref: FL-3). Wiring diagram included. Also available to download from the Tek-Tanks website.

Tankminder 1 Kit includes level indicator, single light panel, fitting flange.

Tankminder 3 Kit includes level indicator, 3-LED gauge, fitting flange.

TEK TANKS

Telephone +44(0) 1420 525478

Capacitive Level Indicators

Foil Capacitive

External Non-Contact Level Indicators

Designed for use with plastic or fiberglass walled waste and water tanks. Sensor kit consists of a pair of sensors foils which adhere to the outside wall of the tank. A sensor module is attached to the foils and outputs a voltage proportional to the fluid level in the tank.

No moving parts to foul. No holes required in the tank.

No chance of tank leaks due to sensor installation.

Never needs to be removed for cleaning.

Can only be used with the Profile Solo or Legacy Digital Display Panels.

Stock held:

Non-Contact Foil Sensor Kit	Ref: **9003**
Solo F with Non-Contact Foil Sensor (waste)	Ref: **9006**
Solo E with Non-Contact Foil Sensor (water)	Ref: **9009**

Profile Capacitive



Internal PVC Rod-Style Level Indicators

Designed for use in metal tanks, wood-cored fiberglass tanks and plastic tanks. Completely solid-state design with no moving parts to foul. Excellent for monitoring fresh or waste water tanks whose depths do not exceed 36".

This PVC rod style level indicator installs through 1" BSP threaded hole in the top of the tank. Can be cut to length by the user if necessary (complete cutting instructions are provided).To determine the proper length for your sensor, measure the depth of your tank, subtract ½ inch, then round to the nearest inch.

Compatible with the Profile Solo or Legacy Digital Display Panels.

Stock held:

36" Cut to length Sensor	Ref: **9005**
24" Cut to length Sensor	Ref: **9004**

Separate flange for mounting this sensor in tanks

Digital Display Panels

PROFILE LEGACY 8 TANK DISPLAY-autonomously monitors from 1 to 8 separate fluid tanks

This monitoring system is not just a level gauge, it is a true tank monitor. Even if you forget to check your tanks regularly, the panel will autonomously scan them for you on a programmed schedule, then alert you when something is amiss with a red warning light and alarm chime (i.e. an empty fresh water tank or a full waste holding tank).

Multiple Tank View

All system settings are configurable by the owner by the series of easy to follow menus. The reading interval, names of monitored tanks, audible alarm settings, tank shapes- all are customizable by the owner at install time and can be changed at any time to tailor the system to your exact needs.

Detailed Tank View

In the multi-tank view (default), all attached tanks are displayed at once as 12 position vertical bar graphs. In the detailed or single tank view, each tank level is displayed as a horizontal 24 position bar graph. In the detailed view the tank channel number, name and alert status are also displayed.

Overall panel dimensions: 6" (159 mm) wide by 3.8" (96 mm) tall by 1.25" (35 mm) deep Ref: **9000**

Compatible with the following Level Indicators: Capacitive (both: rod and foil type), Wema S3 range, some VDO Capacitive type

Profile Solo Tank Displays

The Profile Solo Panels monitor a single tank and display the tank level when the read button is pressed. On these panels a red warning light warns you when the tank level either gets too high (warn on full, Ref: **9001**), or too low (warn on empty, Ref: **9002**). Tank levels are displayed in quarters as easy to read in low light conditions red and green LEDs.

Overall panel dimensions: 3.5" wide by 2" tall.

Compatible with the following Level Indicators:

Foil and Tube Capacitive, Wema S3 range, some VDO Capacitive type

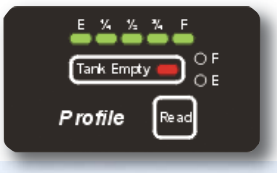

Marine Toilets

Wide range of quiet and effective Marine Electric Macerator Toilets.

Headmaster

Two user controllable settings:
The “Normal” button allows you to add water and evacuate the toilet bowl at the same time. The “Dry Bowl” button allows you to either add morewater or empty the bowl.
Product Codes:
09001 - 12 Volt DC
09002 - 24 Volt DC

Sani Marin SN 31

Operated by a “Two-Position” switch:
“Add Water”-bowl flush
“Pump-Out”-macerate and empty
Water consumption:
1.2-2.2 litres
Product Codes:
03825 - 12 Volt DC
03826 - 24 Volt DC

Sani Marin SN 35

Dual flush operation
“Eco Flush”- 1.2 l
“Normal Flush”- 2.2 l
With its flowing lines, the Sani Marin 35 easily integrates into curved hulls.
Product Codes:
02498 – 12 Volt DC
02499 – 24 Volt DC

Jabsco Deluxe Flush

The “Deluxe Flush” toilet range features a multifunction “One Touch” control panel offering 4 options:
“Fill”, “Quick Flush”, “Flush”, “Empty”.
Water consumption: 1.2-5 litres
Product Codes:
58020-1012 – 12 Volt DC
58020-1024 – 24 Volt DC

Waste Holding Tank Kits

We have five great variations of a waste holding tank kit to suit different needs.

Each kit represents saving of 25 % and comprises of:

- Sani Marin SN31 Electric Macerator Toilet (12 or 24 Volt DC)
- 1 x Plastic waste holding tank (choose from 50, 58, 100, 125 and 193 litres) supplied with 3 x 1½ " Plastic Elbows, one Suction Pipe and 1 x Inspection Hatch (FLB)*
- 1 x chrome Deck Pumpout
- 5 metres of 38mm Sanitation Hose
- 42 x Jubilee Clips to suit 38 mm hose
- 1 x Microvent Filter Kit
- 1 x Jabsco Diverter Valve
- 2 x Vented Loop
- 1 x 1½ " Shell Vent
- 1 x 1 ½ " Elbow Hosetail for Shell Vent
- 1 x Y Piece (38 mm)
- 1 x Jabsco Diaphragm Pump

*Tek-Tanks will fit and test to YOUR requirements

Additional items can be added, but they will be charged

Vacuum Toilets also available.
For more information please visit our website:
www.tek-tanks.com/downloads/

Series A Vertical Waste Tanks

Available as part of the Tek-Tanks standard range, moulded in 10mm thick natural HDPE with the option to locate the fittings exactly where required. These vertically mounted, gravity discharge tanks are designed to be bolted directly to a bulkhead or suitable structure, saving time and money on installation. They feature a large inspection hatch which can be removed for cleaning and maintenance purposes. The bottom of these tanks is constructed with a slope to ensure that the waste migrates towards the central outlet.
Available in three different capacities: 40, 60 and 78 litres.

Capacity (litres)	Product Code	Dimensions (mm)		
		L	W	H
40	**40LITREVERWASTE**	400	250	550
60	**60LITREVERWASTE**	400	250	750
78	**78LITREVERWASTE**	400	250	1000

All the new tanks are available either as a standard package or can be customised to suit individual requirements. As standard they are supplied with an 1½" straight outlet in the tank bottom, an 1½" straight deck pump out fitting with an internal dip pipe, an 1½" elbow vent and an 1½" elbow inlet. For successful gravity discharge a 2" outlet would be more suitable, which can be fitted by Tek-Tanks if required. This will require a 2" seacock. Four 10mm stainless steel coach screws are included for mounting to a bulkhead or ply plate.

Full details of our 5 year warranty can be found on our website.

Marine Sanitation Layouts

Systems Above Waterline

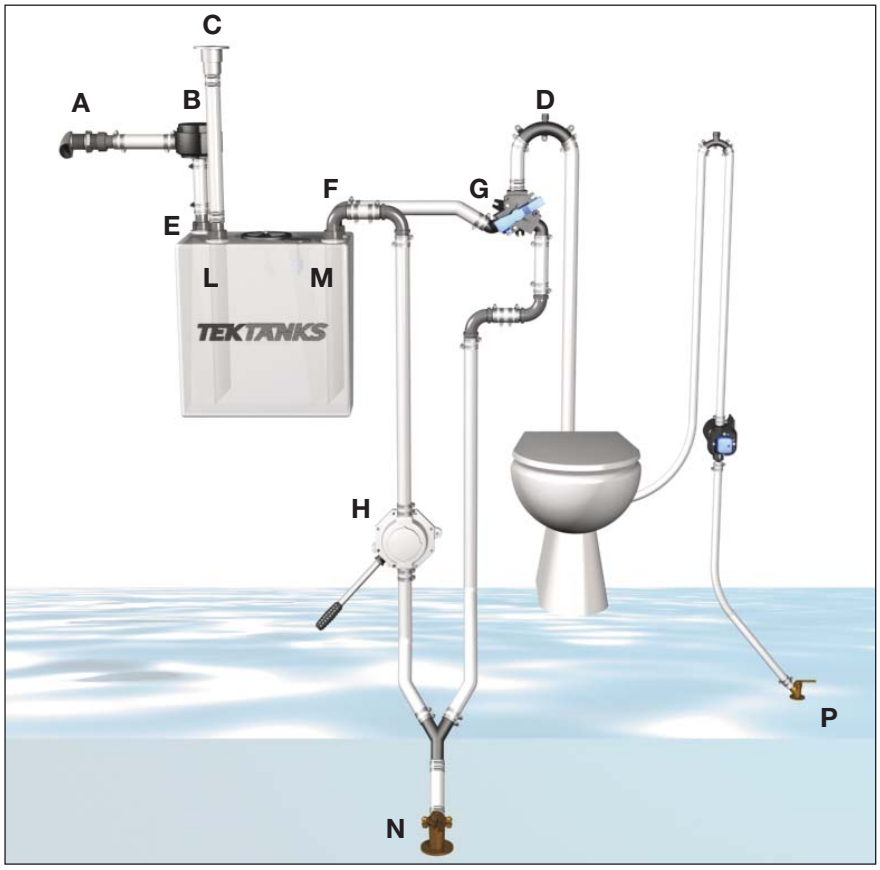

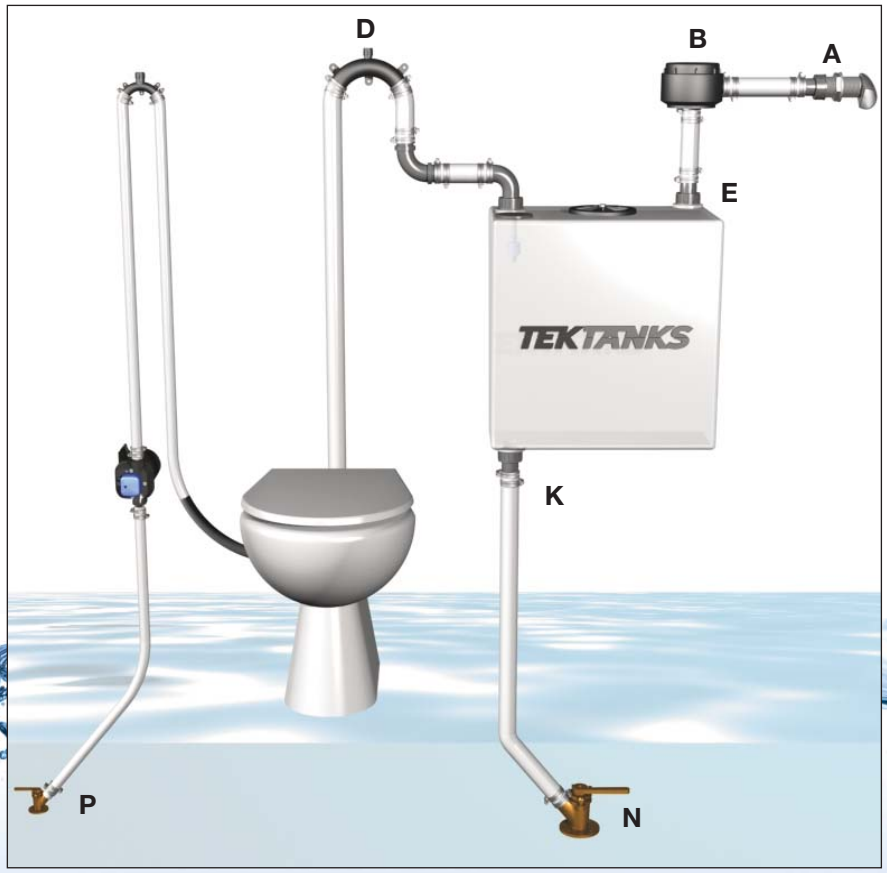

The following guidance illustrations show typical examples of Marine Sanitation Layouts, where the system is installed **above** the waterline.

Advanced

includes:

- Diverter valve for direct discharge overboard or discharge to tank
- Manual Pump to discharge overboard
- Deck Pump-out for discharge at Marina

Key

A – Shell Vent
B – Filter
C – Deck Pump-Out Fitting
D – Anti-Syphon Loop
E – Tank Vent
F – Tank Inlet
G – Diverter Valve
H – Manual Pump
J – Electric Pump
K – Gravity Outlet
L – Deck Outlet
M – Sea Outlet
N – Seacock
P – Sea Water Inlet

Not all components appear in each layout. The legend covers all examples. Please see our website for further options, guidance, illustrations and animations.

Entry Level

- A basic system which discharges by gravity only.
- A simple solution to onboard waste management

Marine Sanitation Layouts

Systems Below Waterline

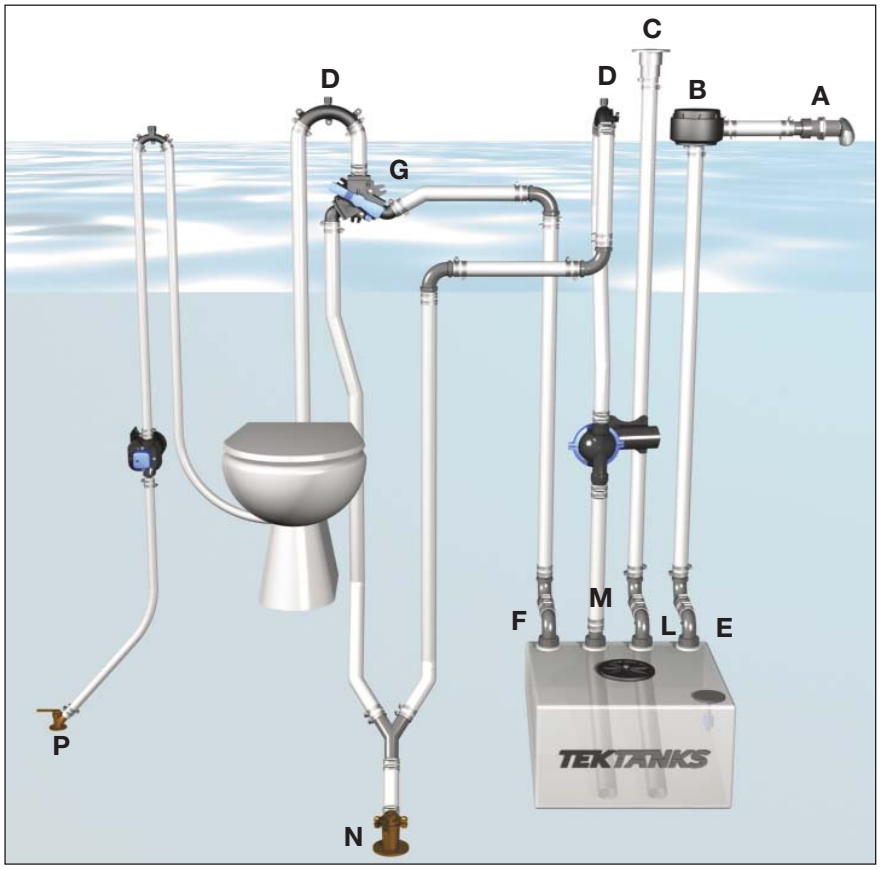

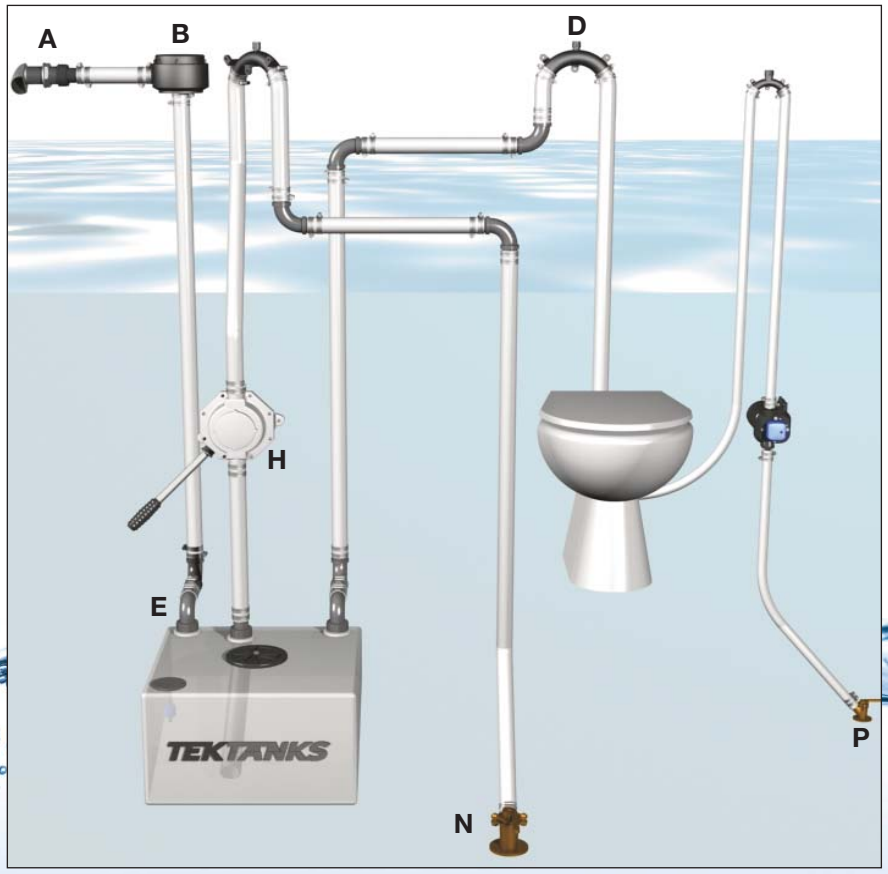

The following guidance illustrations show typical examples of Marine Sanitation Layouts, where the system is installed **below** the waterline. Anti-Syphon Loops must be installed at least 250 mm (10 inches) above the waterline when the boat is heeled.

Advanced

includes:

- Diverter valve for direct discharge overboard or discharge to tank
- Electric Pump to discharge overboard
- Deck Pump-out for discharge at Marina

Key

A – Shell Vent
B – Filter
C – Deck Pump-Out Fitting
D – Anti-Syphon Loop
E – Tank Vent
F – Tank Inlet
G – Diverter Valve
H – Manual Pump
J – Electric Pump
L – Deck Outlet
M – Sea Outlet
N – Seacock
P – Sea Water Inlet

Not all components appear in each layout. The legend covers all examples. Please see our website for further options, guidance, illustrations and animations.

Entry Level

- A basic system which discharges to sea only.
- A simple solution to onboard waste management

Chemicals

Pura Tank (500 ml bottle)

- Cleanses and disinfects water tanks, pipes, pumps and outlets
- Kills algae and bacteria
- 500 ml bottle will treat 160 ltrs

Ref: **PURATANK-500**

Clean a Tank (500 g bottle)

- Removes calcareous deposits in your water tank, improves taste and eliminates odours
- Contains citric acid. Should be used whenever calcareous and other deposits plug your drinking water system
- Use Pura Tank to kill algae and germs, follow with Aqua Clean for purification and long term storage
- Lasts up to 50 litres.

Ref: **CLEANATANK**

Aqua Clean (50 ml bottle)

- Chlorine free, drinking water additive
- Purifies and keeps drinking water germ-free and safe to drink for up to six months
- Contains silver additives that are neutral in odour and taste
- One 50ml bottle purifies 500 litres to last more than a season

Ref: **AQUACLEAN**

Pury Rinse (1 ltr bottle)

- Soft Cleaner and deodorant for water tanks supplying toilets
- Citric acid prevents and removes stains, calcareous and other deposits
- Lavender oil for pleasant smell
- For cleanness in your toilet and perfect function of rubbers and gate valves

Ref: **PURYRINSE-1L**

Pury San (500 ml bottle)

- Sanitizes holding tanks up to 500 ltrs
- Super concentrate, equivalent to 1.5 litre traditional concentrates
- Disinfects and helps break down waste and toilet paper
- Has a clean and fresh scent. Easy to measure and use
- Contains no harmful formaldehyde and is more than 90% biodegradable
- The contents is sufficient for approx 25 uses

Ref: **PURYSAN-500**

Pury Blue (1 ltr bottle)

- Head and Holding Tank Treatment
- Kills odour
- Breaks down waste and tissue
- Helps to keep the tank clean

Ref: **PURYBLUE-1L**

Pury Clean (500g)

- For cleaning and disinfection of waste water tanks and systems
- Eliminates unpleasant odour by disinfection and removes self-acting most kinds of deposits
- Should always be used at the end of the season to prevent the deposits sticking on the tank walls

Ref: **PURYCLEAN**

Pury Tank Cleaner (1 ltr bottle)

- Highly effective tank cleaning solution
- Removes limestone deposits and urinary calculus in tanks
- Pleasant fragrance

Ref: **PURYTANK**

Chemicals

Odourlos (1 ltr bottle)

- Eliminates holding tank odours completely
- Breaks down waste and tissue
- Clear, non-staining
- 100% organic and biodegradable
- Safe for chemically sensitive people
- Safe for any black water tank system

Ref: **EN113826**

Clean 'n' Green (12 Sachets)

A little care now can save you a lot of trouble later.

- Biodegradable
- Non-toxic
- Safe (Formaldhyde-free, contains citric organic acid and calcium carbonate)
- Non-staining
- Includes enzymes that work with the natural enzymes in waste to encourage speedy break down of waste and toilet tissue for thorough tank discharge

Ref: **512602**

Toilet Fresh (1 ltr bottle)

- Cleans, prevents scale, deodorises, specially formulated biological action
- Safe to use in any marine toilet system

Ref: **CW564**

Aqua Dosa Sanitiser (1ltr bottle)

The completely safe and sure way to clean and sanitise water systems and dispensers. Kills bacteria including Legionella, viruses, algae, fungi and fungal spores
Breaks down to water and oxygen, eliminating toxic products. No taste or odour

Ref: **9-19902/1**

Toilet Roll (4 rolls)

- Extremely soft and soluble
- Prevents blockage of toilet and sewage systems
- Double layered paper, each roll containing 250 sections
- Ideal for boat and caravan toilets

Ref: **TOILETROLL**

Fuel Set (250 ml bottle, 500 ml bottle)

The complete fuel conditioner in one bottle! The best way to improve the performance of all petrol and diesel engines, reducing engine maintenance costs and prolonging the life of engine parts. Control the fuel and your uncontaminated engine will thrive as it was designed to – at its peak!

- pH neutral-contains no hydrocarbons, sulphur, phosphorous, nitrogen or metallic ingredients
- works with 2 stroke
- removes water that fungi need to survive by eliminating all condensation
- cleans throughout the combustion process
- handy dosing bottle measures and dispenses 20 ml at a time (treating up to 80 l of fuel of each measure)
- the detergent nature helps disperse clumps of dead bug, significantly reducing clean-up time in the aftermath of fungal infestation
- improves the efficiency of lubricating oils by removing and preventing carbon deposits from combustion chambers, exhaust ports / passages and turbines

Ref: **FUELSET250, FUELSET500**

Fuel Doctor (1ltr bottle, 500ml bottle)

- Composed of carbon, oxygen and hydrogen
- Cleans carburettors
- Eradicates bacteria and fungal growth
- Disperses moisture
- Dissolves gum and varnish
- Maintains fuel efficency and engine performance by keeping the fuel system clean and dry
- Unique formula effectively dissolves deposits that are formed at the valves and injectors

Ref: **FUELDR500ML, FUELDR1000ML**

Aquavalve

The Tru-Design Aquavalve is the most versatile valve on the market today. It has been designed to divert treated or untreated sewage into a holding tank or treatment system. This valve is ideal for marine and industrial applications. Manufactured from a glass reinforced nylon composite for high strength and light weight. Pack contains Aquavalve body and adjustment spanner.

Key Features

- Easy installation with a range of straight and 90° hosetails
- Clear identification as to which port is in the closed position
- Lockable feature for survey vessels
- Versatility of installation with a large range of hose tail fittings and bends
- Stainless steel fastenings
- Pressure tested to ensure quality and safety
- Large operating temperature range. Suitable for all marine environments, from -40°C to +110°C

Tru Design Ball Valves

These ball valves are designed and made in New Zealand for use in marine applications above and below the water line. The bodies of these valves are moulded in a glass reinforced nylon composite material providing high impact and tensile strength, resulting in a light weight unit, free from corrosion and electrolysis. The internal workings are moulded in a Teflon enhanced polymer for a smooth action, also ensuring continuous ease of operation over many years.
Product codes:
¾" Female Ball Valve, ref: **AQ4831**
1" Female Ball Valve, ref: **AQ4832**
1 ½" Female Ball Valve, ref: **AQ4834**
2" Female Ball Valve, ref: **AQ4835**



SeaSmart ®

SeaSmart® is the answer to smelly marine toilets!
A revolutionary system that puts a stop to those smells!
It's cost-effective, eco-friendly and it works!

How it works

SeaSmart® solves the problem in a unique way. It contains a reservoir of eco-friendly disinfectant, a microprocessor which analyses toilet use, and a dosing pump to dispense the disinfectant through a very thin tube threaded through the inlet sanitation hose.

The disinfectant is dispensed directly into the flushing water, at the seacock, right at the start of its journey into the marine toilet. In this way, ALL of the water in the system is disinfected and sanitised, right from the start of the system.

A total solution, SeaSmart® is a self-contained, independent system controlled by an intelligent micro-processor that runs on its own power supply.

The benefits

- Fresh, clean smelling toilets
- No more going early to 'air' the boat before guests arrive
- Works even if you flush with fresh water
- Quick to install in every type of leisure craft
- Reduces the need to replace your sanitation hose, saving you time & money
- Don't put up with a smelly boat any longer! You don't need to! SeaSmart® is the answer!

Bait Tanks and Oxygen Infusors

Capacity (gallons)	Product Code	Dimensions (mm)		
		L	W	H
14	**KA14460-US***	508	394	394
20	**KA20460-US***	508	470	457
14	**KA14461-US****	508	394	394
20	**KA20461-US****	508	470	457

* white exterior and interior
** white exterior, blue interior

These units come complete with:
• Livewell • ***KeepAlive***® OXYGEN INFUSOR®
• Hold-Down Plate For ***KeepAlive***® OXYGEN INFUSOR®
• Recessed Drain • Black Handles • Built in Air Control Center • 13" Lid with Twist Locks • Molded In Graphics

Oxygen Infusors

The KeepAlive® OXYGEN INFUSOR® is a revolutionary investment that will save you time and money by keeping your bait healthy and lively longer than any other aeration system.

Air is infused with the water at the pump impeller. The micro-fine bubbles produced are sent gently out of the pump and into the livewell, containing life giving oxygen. The millions of micro-fine bubbles are so small that they remain suspended in the water longer providing more oxygen for your bait and catch.

The units are available in two sizes:

• **KA460F** (floating unit)
suitable for live bait wells up to 20 gallons

• **KA1100** suitable for 30-40 gallon bait wells

Our smallest model KA460 is available as a bottom infusor with suction cups or a floating infusor (suitable for prawns)

Waste and Water Pumps

General Purpose Water Pumps

Diaphragm pumps provide a quiet smooth flow of water with good pressure and are suitable for boats up to 20 m (65 ft).

Water Pressure Pumps
Par-Max 1.9 & 2.9

The new 1.9 and 2.9 models offer attractively priced solutions for craft with up to 3 hot and cold outlets, such as galley sink, hand basin and shower. The self-priming dry running, three chamber diaphragm design has a built-in bypass that gives smooth pulsation free flow, even at lower outputs, making an accumulator tank inessential. The quiet running motor is protected by a thermal overload cut-out. Quick-connect fittings are included.

Par-Max 3.5

Efficient, high-flow, self-priming pump serving 4 or more outlets. Can run dry without any damage. Motor protected by automatic thermal overload cut-out.

PRESSURE SWITCH - cuts in at 0.7bar (10psi) - cuts out at 1.7bar (25psi)

FEATURE	Par-Max 1.9
Flow rate	7 lpm (1.5 gpm) open flow
Maximum lift (m)	2
Connections	for 13 mm (½") bore hose, ½" BSP or Hep2O push-fit connectors
Dimensions (mm)	L: 230, W: 110, H: 110
Voltage	12 Volts DC, Ref: **31295-0092** 24 Volts DC, Ref: **31295-0094**

FEATURE	Par-Max 2.9
Flow rate	11 lpm (2.4 gpm) open flow
Maximum lift (m)	2
Connections	for 13 mm (½") bore hose, ½" BSP or Hep2O push-fit connectors
Dimensions (mm)	L: 230, W: 110, H: 110
Voltage	12 Volts DC, Ref: **31395-0292** 24 Volts DC, Ref: **31395-0294**

FEATURE	Par-Max 3.5
Flow rate	13 lpm (2.9 gpm)
Maximum lift (m)	1.5
Connections	for 13 mm (½") bore hose, ½" BSP or Hep2O push-fit connectors
Dimensions (mm)	L: 220, W: 105, H: 113
Voltage	12 Volts DC, Ref: **32600-0292** 24 Volts DC, Ref: **32600-0294**

Par Max Plus 4.00
Next generation water pressure pump.

The high pressure capability of the new Jabsco PAR-Max Plus 4 water pressure pumps, provides exceptional flow and consistent water pressure to easily handle the demand of multiple outlets. This model includes soft rubber mounts and quick connect fittings for ease of installation. The patented PAR-Max Plus co-injected moulded diaphragm and larger heavier duty motor brushes significantly extend pump life up to 50% longer.

FEATURE	Par-Max Plus 4
Flow rate	13 lpm (3.3 gpm)
Maximum lift (m)	1.5
Connections	for 13 mm (½") bore hose, ½" BSP or O push-fit connectors
Dimensions (mm)	L: 252, W: 129, H: 111
Voltage	12 Volts DC, Ref: **82400-0392** 24 Volts DC, Ref: **82400-0394**

Flexible Impeller Pump benefits

The main benefits of flexible impeller pumps are:

- They will self-prime rapidly from dry
- Can handle moderate amounts of suspended matter
- Maintain their flow rate against discharge heads of several meters
- Can run dry for short periods of time
- Bronze pump bodies with stainless steel shafts
- Fully serviceable

These pumps are flexible impeller pumps. The smaller pumps in the range are DC and the larger ones are AC.

Utility 80

Built-in dry-running protection for up to 30 minutes after initial prime. Will handle hard or soft solids up to 8mm dia.

FEATURE	Utility 80
Flow rate	up to 80 lpm (17.5 gpm)
Maximum lift (m)	up to 5
Connections	1½" internal threaded ports
Dimensions (mm)	L: 300, W: 250, H: 240
Voltage	230 Volts 1phase 50Hz, 0.55kW (continuous rated motor), Ref: **53081-2003-230** 230 Volts 1phase 50Hz, 0.55kW (40 min. rated motor), Ref: **53080-2003** 110 Volts 1phase 50Hz, 0.55kW (no handle), Ref: **53081-2003-110** 400 Volts 3phase 50Hz, 0.55kW (no handle), Ref: **53081-2003-400**

Utility Puppy 3000

Built-in dry-running protection for up to 10 minutes after initial prime. Carbon ceramic shaft seal. Non-misting bronze body. Continuously rated electric motor.

FEATURE	Utility Puppy 3000
Flow rate	up to 50 lpm (11 gpm)
Maximum lift (m)	up to 2.4
Connections	¾" BSP inlet and discharge port
Dimensions (mm)	L: 220, W: 125, H: 105
Voltage	12 Volts DC, Ref: **23920-2223** 24 Volts DC, Ref: **23920-2323**

Waste Pumps

Henderson MK V Manual Pump

Can be mounted in various orientations / positions. Easy to clean. Two models available:

FEATURE	Bulkhead Mounting Ref: BP0527 Under Deck Mounting Ref: BP0535
Flow rate	56 lpm (12 gpm)
Maximum lift (m)	4.5
Connections	for 38 mm (1 ½") bore hose

Jabsco Amazon Universal Manual Pump

Manual bilge pump (Ref: **29270-0000**), which can be mounted on or through the bulkhead or deck. Flow direction reversible by exchanging inlet and outlet ports. Designed for larger and medium sized boats with a flow rate up to 100 lpm (21 gpm).

Self-priming up to 4 m. Quick-release clam ring for rapid disassembly. Connections for 38 mm (1½") bore hose.

Jabsco Self-Priming Diaphragm Pump

Robust single diaphragm design. Compact, quiet and durable.

Self-priming is rapid, the bilge can be pumped virtually dry and the pump is not harmed by dry running. Multi-positional ports for easy mounting. Rated up to 30 minutes continuous running. Self-priming up to 3 m vertical lift.

Connections for 38 mm (1 ½") bore hose. Flow rate up to 19 lpm (4.2 gpm). Max 4 m discharge head. Dimensions (mm) : L: 278, W: 161, H: 132. Voltage: 12 Volts DC, Ref: **50890-1000**; 24 Volts DC, Ref: **50890-1100**.

Jabsco Macerator Pump

Designed to handle a mixture of water and toilet waste, which passes through a bronze cutter and is then pumped away by flexible impeller. These pumps stop automatically after 20 seconds of dry running. 15 minute rated, for use with waste holding tanks up to 900 litres capacity.

Self-priming up to 0.6 m vertical lift.
Flow rate: up to 43 lpm (9 gpm).
Connections for 38 mm (1 ½") bore inlet hose, 25 mm (1") bore discharge hose.
Dimensions (mm): L: 290, W: 120, H: 95.
Voltage: 12 Volts DC, Ref: **18590-2092**; 24 Volts DC, Ref: **18590-2092**

Diesel Transfer Pumps

Diesel fuel transfer pumps are of the sliding-vane design and are purpose designed to handle diesel fuel, gas oil, kerosene and paraffin rapidly and efficiently, delivering high flow rates with minimal battery drain.

Positive sliding-vane action ensures quick self-priming from dry. Unlike a centrifugal pump, the Jabsco sliding-vane pump clears most of the residual fuel from the hose when the supply vessel is empty.

They are suitable over a large temperature range and are not at risk from winter anti-waxing compounds added to diesel fuel.

FEATURE	35 Diesel Transfer Pump
Flow rate	35 lpm (7.5 gpm)
Max vertical lift (m)	2.8
Connections	for mm ¾" bore hose
Dimensions (mm)	L: 180, W: 110, H: 140
Tank Vol. Suitability	up to 200 litres
Voltage	12 Volts DC, Ref: **23870-1200** 24 Volts DC, Ref: **23870-1300**

FEATURE	45 Diesel Transfer Pump
Flow rate	Up to 52 lpm (11 gpm)
Max vertical lift (m)	3
Connections	¾" BSP threaded ports
Dimensions (mm)	L: 215, W: 130, H: 65
Tank Vol. Suitability	200-500 litres
Voltage	12 Volts DC, Ref: **VR050-1022** 24 Volts DC, Ref: **VR050-1122**

FEATURE	100 Diesel Transfer Pump
Flow rate	105 lpm (22.5 gpm)
Max vertical lift (m)	15
Connections	1" BSP threaded ports
Dimensions (mm)	L: 264, W: 145, H: 182
Tank Vol. Suitability	400-1500 litres
Voltage	24 Volts DC, Ref: **VR100-1122**

Water Storage Heaters

Turn your engine's waste heat into useful domestic hot water!

Top grade copper pressure tanks. Useful amounts of hot water from engine waste heat giving plenty of hot water before you have even begun to think about it.

Made in UK and fitted as standard by leading UK and European boat builders, designed for use at system pressures up to 3 bar (44psi). Maximum recommended pump cut-out pressure is 2.5 bar (36psi).

Heating time from cold is approximately 20 to 30 minutes for a full tank of hot water.

Polyurethane-insulated for high heat retention, C-Warm Heaters are available in stock sizes from 18 to 141 litres (4-30 gallons) with a choice of installation and control accessories.

Product images are for illustrative purposes and may differ from the actual product.

Model	Coils	Vol (ltrs)	Dims (mm)*		Wt full (kg)	Bracket Kit
			L	Ø		
CWB18-H3	1	18	565	275	26	**CWAB285H**
CWB21-V3	1	20	380	355	29	**CWAB350V**
CWB29-V3	1	29	445	380	39	**CWAB380V**
CWB29-VT3	2	29	445	380	40	**CWAB380V**
CWB32-H3	1	32	900	275	45	**CWAB285H**
CWB40-V3	1	40	405	455	51	**CWAB440V**
CWB41-H3	1	40	585	380	50	**CWAB380H**
CWB41-HT3	2	40	585	380	51	**CWAB380H**
CWB45-H3	1	45	1215	275	62	**CWAB285H**
CWB50-V3	1	50	440	490	69	**CWAB490V**
CWB50-VT3	2	50	440	490	70	**CWAB490V**
CWB50-H3	1	50	685	400	70	**CWAB380H**
CWB50-HT3	2	50	685	400	72	**CWAB380H**
CWB53-H3	1	53	785	380	74	**CWAB350H**
CWB53-HT3	2	53	785	380	76	**CWAB350H**
CWB53-V3	1	53	720	400	71	**CWAB380V**
CWB53-VT3	2	53	720	400	73	**CWAB380V**
CWB64-H3	1	64	610	450	78	**CWAB440H**
CWB64-HT3	2	64	610	450	80	**CWAB440H**
CWB67-V3	1	67	705	450	88	**CWAB440V**
CWB67-VT3	2	67	705	450	90	**CWAB440V**
CWB73-H3	1	73	685	450	88	**CWAB440H**
CWB73-HT3	2	73	685	450	90	**CWAB440H**
CWB78-V3	1	78	630	500	101	**CWAB490V**
CWB78-VT3	2	78	630	500	103	**CWAB490V**
CWB93-V3	1	93	930	450	118	**CWAB440V**
CWB93-VT3	2	93	930	450	120	**CWAB440V**
CWB141-V3	1	141	1080	500	179	**CWAB490V**
CWB141-VT3	2	141	1080	500	181	**CWAB490V**

*Allow at least 75 mm under the heater for pipe fittings.

Full specifications and delivery times are available on request.

Accessories

C-Warm Strap Kit

Water is heavy! 1 litre of water weighs 1 kg.

Hold your calorifier firmly in place with our strap kit, which contains two webbing straps with buckles and two stainless steel brackets.

Product Code: **CWA-STRKIT**

Bracket Kits

Stainless steel straps and brackets to secure your calorifier in place. Kits contain:

- 2 bracket assemblies for horizontal heaters
- 1 bracket assembly for vertical heaters

For the full range of Bracket Kits please refer to the table on page 16.

Connection Kits

Connect heating coil (s) and stored water inlet / outlet into pressure system using O push-fit pipework.



Product Code	Calorifier Model
CWB-CKIT-1	18-H3, 29-V3, 32-H3, 45-H3, 50-V3, 50-H3, 53-V3, 53-H3
CWB-CKIT-1T	29-VT3, 50-VT3, 50-HT3, 53-VT3, 53-HT3
CWB-CKIT-2	67-V3, 78-V3, 93-V3, 141-V3
CWB-CKIT-2T	67-VT3, 78-VT3, 93-VT3, 141-VT3
CWB-CKIT-3	21-V3, 40-V3, 41-H3, 53-H3
CWB-CKIT-3T	41-HT3
CWB-CKIT-4	64-H3, 73-H3
CWB-CKIT-4T	64-HT3, 73-HT3

Electric Immersion Heaters

Dual thermostat for safety, corrosion-resistant Incoloyelement sheath, pre-wired with 1.2m cable.



Product Code	Wattage
CW239	1kW, 110 volt ac
CW240	0.75kW, 230 volt ac
CW278	1.25kW, 230 volt ac
CW279	2kW, 230 volt ac
CW423	3kW, 230 volt ac

Immersion Heater Box Spanner

Product Code: **CW493**
(fits all CW immersion heaters)

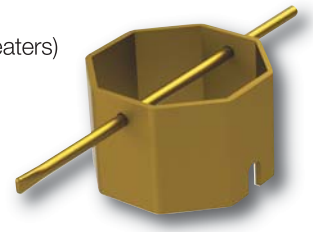

Blender Valve

Automatically blends in cold water to limit hot water temperature to pre-set maximum (normally 55˚C)

Prevents scalding risk from water stored above 65ºC to kill Legionella.

Product Code	Size (mm)	Connections
CW268	15	15 mm compression fittings
CW272B	22	22 mm compression fittings

Fabrication

With over 25 years of experience in the fabrication sector, our commitment to customer service & product quality, along with product knowledge enables us to help you with plastic material selection and specialist design service. We provide customers with 3D visuals before production. Whatever the application, we can offer a solution to all your bespoke plastic requirements.

CNC Routing Service

Sub contract machining service in a wide variety of materials (i.e. plywood, MDF, chipboard, hardboard, melamine and veneered faced MDF, PE, PP, PVC, aluminium, acrylic, carbon fibre).

Machine capacity:
3000mm in X axis
1500mm in Y axis
150mm in Z axis
12 horsepower spindle

Signage

Signs for a huge number of applications including buoy signage, forestry signs, business premises, safety signs and many more.



All signs are available in a variety of colour combinations which can be found below:

Exhibition and Display Stands

Innovative exhibition displays for your new and existing product lines at exhibitions where first impression is crucial. We can supply exhibition displays and display stands which are used in vast variety of different market sectors; from ocean engineering, leisure and commercial marine industry to food manufacturing sector. Whatever you want to display and however you want to display it, we have the solution for you.



Trays

Custom built trays for a wide variety of uses, i.e. shower trays, photographic developing trays, oil drip trays and custom sinks.



Buoys

Custom buoys for flotation applications, data acquisition and markers.



Custom Made Battery Boxes

The basic design is similar to a shoe box with the lid having a down turned lip around the edge. The lid fits snugly over the main box which creates a splash proof seal. Lid fastenings can be rubber toggles or stainless steel catches, which enable almost instant access into the box. Normally the customer would drill their own cable entry and exit holes.

Battery Boxes

Tek-Tanks Battery Boxes are:

- made from High Density Polyethylene – totally inert to the corrosive properties of battery acid – able to keep acid spills contained and away from the bilge
- extrusion welded for ultimate strength and reliability
- built to YOUR requirements

Custom Fridge and Freezer Liners

Custom units should be of the top loading kind, however front loaders are possible, but careful consideration must be given to the hinge and lock mechanism as this is not provided.

To obtain a quotation for a custom built fridge liner, please submit a drawing or template of your proposed design and Tek-Tanks will then produce a CAD drawing once the quotation has been accepted. Tek-Tanks can also recommend an excellent supplier of cooling plates and compressors.



Single Seal



Double Seal

Table below shows thickness* of insulation required for fridges and freezers in different parts of the world. Insulation type is expanded PU foam, e.g. aluminium lined Celotex or Kingspan.

Region	Fridge	Freezer
UK	50	75
MED	75	100
CARIB	100	150

* All dimensions in mm

Custom Tank Design Guide

This guide has been designed to help you decide which type of fittings and accessories you require on your custom built tank. There are five points you need to address:

- Hose and pipe fitting connections
- Avoiding internal baffles
- Inspection hatches
- Level indicators
- The tank drawing

Hose and Pipe Fitting Connections

Check off each heading as you cover them. You may decide that sender is not necessary as you will be able to see the contents through a tank wall, so just ignore that section.

First decide where the fittings need to go. Once you have established the position, the size has to be decided. Once the size has been decided, please refer to the *Tek-Tanks Fittings Guide* for the overall height and length of the fitting. This height or length can then be checked against the tank design, to see if there any problems with clearance. For example, you may have a clearance above your tank design of 75mm and want to fit an 1½" elbow inlet. This would not be possible as an 1½" elbow actually stands up 108 mm and would foul whatever is above the tank. The tank would then have to be reduced by 25mm to allow for the fitting.

Water, Grey Water and Waste Holding Tanks

All fittings on *water, grey water and waste holding tanks*, whether straight or elbows are screwed onto a BSP threaded male adaptor, which is permanently welded to the tank. All adaptors will stand 24mm off the tank face when the fitting is removed as shown on the drawing below.

Each fitting needs to be checked against the tank design and the boat structure to avoid any problems later when the tank is fitted . Time spent now checking the size and position of each fitting will pay off, as it is not normally possible to modify the tank.
All elbows are multidirectional, hence the direction they need to point does not need to be shown. Once the tank is installed they can be swivelled in the right direction and then the locknut can be tightened. Hosetail fittings for water, grey water and waste tanks are supplied in plastic. Please refer to the*Tek-Tanks Fittings Guide* for the full list of available sizes.

Diesel Tanks

All *straight hosetail fittings* are screwed into a female BSP boss, which is permanently welded to the tank. All female bosses will stand 10mm off the tank face when the fitting is removed. Female bosses are available in the following thread sizes: ½" BSP, ¾" BSP, 1" BSP,1 " BSP, 1½" BSP. Smaller sizes are available and are achieved by using a reducing bush screwed into the ½" BSP boss, i.e. a ¼" BSP is attained using a ½"–¼" BSP reducing bush.

Straight hosetails are required when connecting to a flexible hose. Size of tail should be the same as the bore of the hose you are using. These are normally the inlet/filler hose and vent hose. Feeds and returns can be also flexible. All straight hose-tail fittings are supplied with a bonded seal also known as a Dowty washer. These seals comprise of a zinc plated steel ring with a stiff rubber seal bonded to the inside of the ring. The rubber seal is slightly thicker than the steel ring so when the hosetail fitting is tightened up, the rubber compresses and seals the underside of the hose tail flange and the face of the female boss.

The bonded seal does a similar job to a fibre washer, but is far more effective as they are normally found in high pressure applications. Hosetail fittings for fuel tanks are supplied in a marine grade brass. Please refer to the *Tek-Tanks Fittings Guide* for the full list of available sizes.



Cross section of S38B brass hosetail assembly showing Dowty washer and threaded boss.

Example of fitted hose tail. Double clipped opposite sides is best practice.

Elbow hosetails are also used for connecting flexible hose to the tank. These come off a face of the tank and turn through 90°. Tek-Tanks fuel tank elbows are of a fixed type and cannot be rotated once attached to the tank.

Custom Tank Design Guide

Elbow Type Fittings for Fuel Feeds and Returns



Elbow fittings are generally specified for fuel feed and return because of their low profile. A male - female elbow is screwed into a reducing bush with either a hosetail adaptor for flexible hose or a compression fitting for copper pipe. Tek-Tanks will position the elbow in the direction shown on the drawing using a thread sealant / adhesive (PermabondA 131). Should the elbow need to be repositioned then the seal can be easily broken. Repositioning will require a fresh application of either Permabond or a similar sealant / adhesive of which there are many types available.

Feeds should be placed on the top of the tank as with all the other fuel tank fittings if possible. Gravity feed is now really a thing of the past as most modern engines have very good lift pumps. If the tank is a replacement for a gravity fed engine then we will put the feed at the bottom of the tank, but it is not advisable from a "leak potential" point of view. A gravity feed could possibly develop a drip after many years of vibration from the engine whereas a top feed would just show signs of seeping and would probably be easier to see. A total failure of a gravity feed (i.e. a split or worn flexible hose), would almost certainly fill the bilges with diesel.

Large *fixed elbow* shown is used for 32, 38 and 50mm hosetails. All other sizes use a smaller body standing 45mm high. It is important that the direction of the elbow is checked thoroughly.
If the direction is not correct, the tank will have to be returned to us for repositioning. Please refer to the *Tek-Tanks Fittings Guide* for the full list of sizes available.

Dip Pipes

Dip pipes are manufactured from 10mm OD straight copper pipe. The copper pipe is soldered into a brass reducing bush, the banjo fitting is then screwed into the reducing bush and is sealed with a copper or nitrile washer. The whole assembly is then screwed into a ½" BSP boss welded to the tank top or inspection hatch and sealed with a ½" BSP Dowty washer.

Dip pipes are normally left slightly short of the bottom of the tank so as not to pick up any water that may have condensated out or picked up with "bad" fuel. Some engine manufacturers will specify dip pipes on the fuel returns as the more powerful modern engines actually return the fuel back to the tank at quite rate.This high return rate can cause foaming if there is no dip pipe. Return dip pipes are quite rare and can normally be ignored.

Avoiding Baffles

When designing your tank, it is important that the fittings avoid any baffles that we put in. A custom tank can have fittings in almost any position, the only restriction being the baffles. Nearly all custom built tanks will have baffles unless the tank is very small, then it will have none.

The baffle spacing is based upon the length of the tank. All Tek-Tanks custom built tanks have equal baffle spacing where possible. The spacing is normally between 250 and 350mm depending on how the length divides up. For example a tank 1200mmlong will have 3 baffles with four compartments 300mm wide. A tank 675mm long will have 1 baffle with two compartments 337.5mmwide. If in doubt about the number of baffles a tank will need, then please phone for advice.



Inspection Hatches

An inspection hatch cannot straddle two compartments. It has to be in one or the other.
For the comprehensive list of hatches, please refer to the *Tek-Tanks Fitting Guide* or phone for advice

Level Indicators

At Tek-Tanks we use a wide range of level indicators and gauges for remote sensing on tanks (see illustration below). For more details on these units, please visit our website or call us.

Tank Drawing

It is important to provide us with as much information as possible when designing your tank. We will need the overall dimensions and a clear indication of where the fittings are going to go. If the position of the fittings is critical then they will have to be dimensioned from the edges of the tank. If they are not critical then we will put themas near as possible to the position indicated. When positioning the hatch or hatches, just remember to bear in mind where the baffles will be, again give us a call if you are uncertain.

On a very complicated tank with many angles, please indicate any square corners if any. This will help us greatly when we come to draw up the tank on our computer aided design system. Another method of supplying us with the information we need, is to supply us with a template or mockup in either plywood or cardboard. By doing this you can satisfy yourself that the tank can be easily installed and that you can actually get it in or out of the boat or vehicle. The template can then be marked up with all the relevant fittings and hatches and either sent to us flat packed or you can bring it along to the factory to discuss in detail.
For quotation purposes a drawing will suffice.

The drawings below are how we would ideally like the information presented but we do realise that not everyone is a draughtsman and has access to drawing programs. A hand drawn sketch is fine as long as all the information is there.

Tank Design using Computer

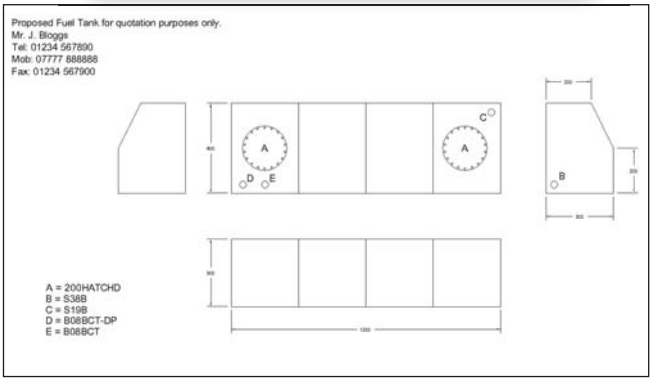

Hand Drawn Tank Design

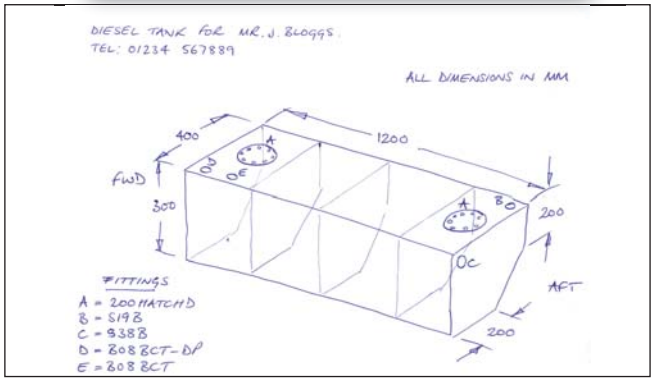

Loft Tanks

A complete solution for loft water storage.

Tek-Tanks Loft Tanks are manufactured from black polyethylene with clever snap-on lids.

These tanks come with all fittings as a complete package, which is stored in the tank and factory sealed to ensure you have everything on the site. Package includes:

- Snap on lid
- Byelaw 30 kit: screwed breather, screwed vent pipe sleeve, screened warning pipe elbow, ball valve back plate, dip tube, plastic support washer, rubber sealing washer
- Float: size 4½" (brass insert)
- Ball valve back plate: Beta part 2½" (BS1212, Nylon Seating, WRC approval No. 0010047)
- 22mm compression tank connector
- 15mm x ½" angled service valve
- Universal and comprehensive instructions
- Insulation and ties



All Tek-Tanks Loft Tanks are manufactured within ISO 9001:2008 approved factories under controlled conditions and tested to meet exacting standards. Customers and installers using these tanks can be assured that all mandatory water supply fittings regulations are met by this Kite marked range.

These BS 4213 compliant loft tanks come in a popular range of sizes. The part numbers actually denote the size of the tank in inches. For example the TT-201220 is 20" long x 12" wide and 20" high.

Capacity		Product Code	Capacity		Product Code
Gallons	Litres		Gallons	Litres	
4	18	**181212**	25	114	**272020**
12	55	**201220**	30	136	**242424**
12	55	**201518**	30	136	**392017**
12	55	**241615**	35	159	**292222**
15	68	**181818**	35	159	**302423**
15	68	**241220**	42	190	**392021**
15	68	**241518**	42	190	**461919**
15	68	**241717**	50	227	**362423**
18	82	**241224**	50	227	**462419**
18	82	**241819**	50	227	**641819**
20	91	**202020**	70	318	**642419**
20	91	**241524**	100	464	**642623**
25	114	**552012**			

Custom Built Loft Tanks

If none of the standard ones above are suitable, we can always custom build a loft tank to fit your loft space exactly. Custom moulded tanks are also possible where more than 20 units are required. Tooling costs are relatively inexpensive with very reasonably priced unit costs. We can offer a complete design and manufacturing service. You come to us with the idea and we will make it happen.

Notes

TEK TANKS

Orders and enquires

Ordering is simple with Tek-Tanks Ltd. To order, get advice, additional information or a written quotation before ordering, just contact us by one of the following methods:

Telephone

You can speak to one of our sales team for a more personal approach. They will be happy to discuss your requirements.

Call us on +44 (0) 1420 525478
Our offices are open
Monday to Thursday 8.00am-5.00pm
Fridays 8.00am-4.00pm.

Online

24 hours a day, 7 days a week!
Go to www.tek-tanks.com to visit our online shop where you can place your order and pay online through our secure payment provider. Orders placed during the weekend will be despatched the following working day, subject to stock.

Visit

Our Sales Team are on hand to give friendly help and advice. They are always pleased to assist in any way they can. The kettle is always on so you can discuss your design over a cup of tea or coffee!

Please call prior to visiting, to ensure one of our sales team are available, appointments can be made between the hours of 9.00am - 3.00pm Monday-Thursday and Fridays 9.00am-2.00pm.

Post

Send your requirements to us at Tek-Tanks Limited, The Old Stables, West End Farm, Upper Froyle, Alton, Hampshire GU34 4JR.

Designed and Produced by LTA • www.lta-design.co.uk

Tek-Tanks Limited
The Old Stables, West End Farm, Colthouse Lane
Upper Froyle, Alton, Hampshire GU34 4JR

Telephone: +44 (0)1420 525478 • Fax: +44 (0)1420 520840

General Enquiries: enquiries@tek-tanks.com
Sales Enquiries: sales@tek-tanks.com • Website: www.tek-tanks.com